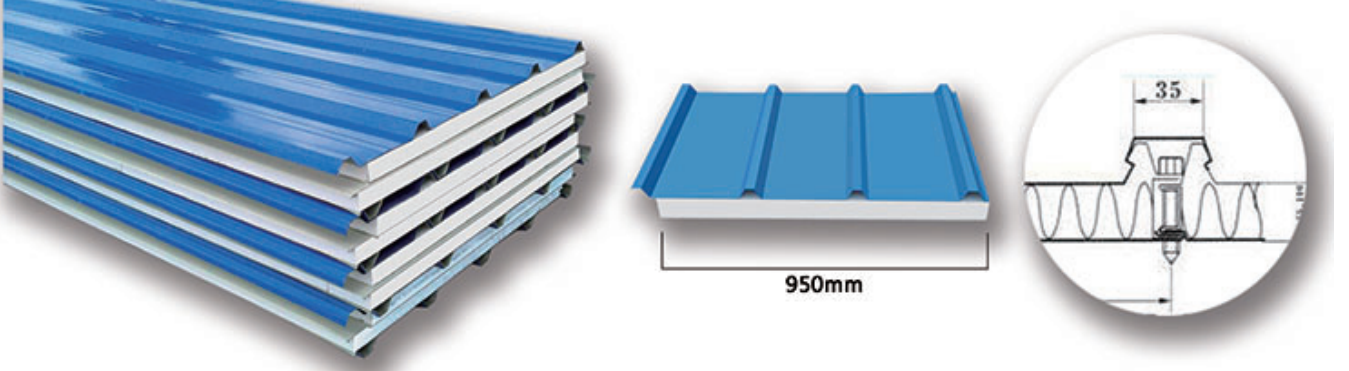


Ucuz Fabrika Fiyatı Ev İnşaat Malzemeleri Prekast Soğutucu Dış Cephe Panelleri [Sandviç paneli](#)


Ürün Açıklaması

Sandviç panel, üç katmandan oluşan herhangi bir yapıdır: düşük yoğunluklu bir çekirdek (EPS, mineral yün, PU) ve her iki tarafa yapıştırılmış ince bir dış katman. Sandviç paneller, yüksek yapısal rijitlik ve düşük ağırlık kombinasyonunun gerekli olduğu uygulamalarda kullanılır.

EPS Roof sandwich panel


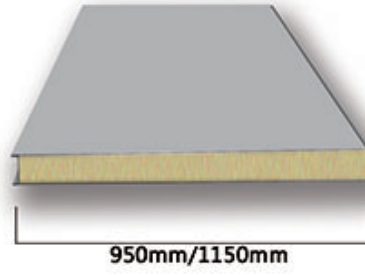



EPS Wall sandwich panel

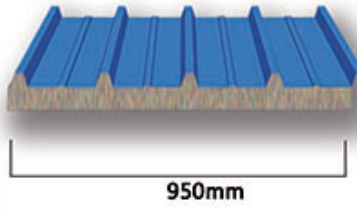



EPS Duvar Paneli Genişliği	950mm/1150mm
EPS Duvar Panelinin Kalınlığı	50 mm, 75 mm, 100 mm, 150 mm, 200 mm
EPS Çatı Paneli Genişliği	950mm
EPS Çatı Panelinin Kalınlığı	50 mm, 75 mm, 100 mm, 150 mm, 200 mm
Yoğunluk	6-18kg/m ³
Tanım	iyi yalıtım etkisi ve güzel
kullanım	depo, soğuk oda, ev, ev, villa, atölye

Rock wool wall sandwich panel




Rock wool roof sandwich panel



Tip	Taş Yünü Sandviç Panel
Etkili kapsama genişliği	950mm/1150mm
sandviç kalınlığı	50mm/75mm/100mm/150mm/200mm
sac kalınlığı	0.25~0.8mm
Yüzey	Önceden boyanmış
Sayfa rengi	özelleştirilmiş
Hizmet	25 yıl

EPS Roof sandwich panel


聚苯乙烯泡沫顶板



Effective coverage width 有效宽度	950mm
Panel effect 面板效果	Upper plate high wave crest 上波峰 Under the flat plate 下平板
Sheet / EPS thickness 钢板/EPS厚度	Sheet : 0.2mm To 0.8mm 50mm/75mm/100mm/150mm
Sheet color 彩钢板颜色	Customer customize 客户自定义
Service life 使用寿命	25 years 25年

EPS Wall sandwich panel



聚苯乙烯泡沫墙板



Effective coverage width 有效宽度	950mm/1150mm
Panel effect 面板效果	Upper plate high wave crest 上波峰 Under the flat plate 下平板
Sheet / EPS thickness 钢板/EPS厚度	Sheet : 0.2mm To 0.8mm 50mm/75mm/100mm/150mm
Sheet color 彩钢板颜色	Customer customize 客户自定义
Service life 使用寿命	25 years 25年

Rock wool wall sandwich panel

岩棉夹芯墙板



Effective coverage width 有效宽度	950mm/1150mm
Panel effect 面板效果	Upper plate high wave crest 上波峰 Under the flat plate 下平板
Sheet / EPS thickness 钢板/EPS厚度	Sheet : 0.2mm To 0.8mm 50mm/75mm/100mm/150mm
Sheet color 彩钢板颜色	Customer customize 客户自定义
Service life 使用寿命	25 years 25年

Rock wool roof sandwich panel

岩棉夹芯顶板



Effective coverage width 有效宽度	950mm
Panel effect 面板效果	Upper plate high wave crest 上波峰 Under the flat plate 下平板
Sheet / EPS thickness 钢板/EPS厚度	Sheet : 0.2mm To 0.8mm 50mm/75mm/100mm/150mm
Sheet color 彩钢板颜色	Customer customize 客户自定义
Service life 使用寿命	25 years 25年