


Flat series 平面纹



QZ series 七砖纹




TT series 弹涂纹



ZZG series 中直沟



SP series 树皮纹



ZXG series 中斜沟




SS series 砖纹双色系列



WHS series 文化石系列



XWL series 小瓦楞纹



MW series 木纹系列



Aluminum alloy accessories 铝合金配件

	材料: 铝合金 用途: 起步件、窗门口内侧收口件	Texture: Aluminum alloy Function: starting part, binding-off part of inside part of the window, internal-angle part
	材料: 铝合金 用途: 上部收口	Texture: Aluminum alloy Function: finishing list of binding-off part
	材料: 铝合金 用途: 门窗包边	Texture: Aluminum alloy Function: base of binding-off part
	材料: 铝合金 用途: 内置起步件	Texture: Aluminum alloy Function: inside starting part
	材料: 铝合金 用途: 板材横向连接	Texture: Aluminum alloy Function: base of board connecting part
	材料: 铝合金 用途: 大阳角、大阳角扣盖	Texture: Aluminum alloy Function: Connecting part
	材料: 铝合金 用途: 阴角底座、阳角扣盖	Texture: Aluminum alloy Function: exterior corner cap or interior corner base
	材料: 铝合金 用途: 阴角扣盖、阳角底座	Texture: Aluminum alloy Function: exterior corner base or interior corner cap
	材料: 同材质+镀锌轻钢 用途: 同质阳角件	Texture: homogeneity +Galvanized light steel Function: homogeneous positive corner parts
	材料: 同材质+镀锌轻钢 用途: 同质阴角件	Texture: homogeneity +Galvanized light steel Function: internal corner fittings
	材料: 同材质+镀锌轻钢 用途: 同质中缝条	Texture: homogeneity +Galvanized light steel Function: base of board connecting part

Application cases 应用案例



