



Murang Pabrika Presyo ng Bahay Building Materials Precast Cooler Outdoor Wall Panels [Sandwich Panel](#)


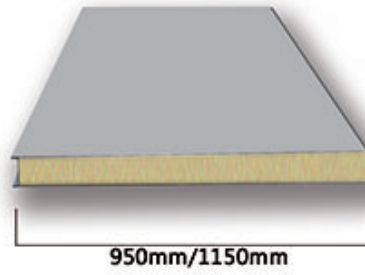

Paglalarawan ng Produkto

Ang panel ng sandwich ay anumang istraktura na gawa sa tatlong layer: isang low-Densidad na core (EPS, mineral wool, PU), at isang manipis na layer ng balat na nakadikit sa bawat panig. Ginagamit ang mga sandwich panel sa mga aplikasyon kung saan kinakailangan ang kumbinasyon ng mataas na tibay ng istraktura at mababang timbang.

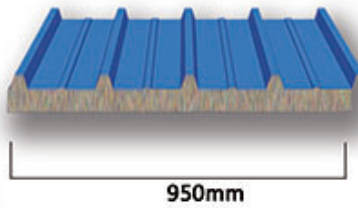



| | |
|-------------------------|---------------------------------------------------------|
| Uri | EPS Sandwich Panel |
| Lapad ng EPS Wall Panel | 950mm/1150mm |
| Kapal ng EPS Wall Panel | 50mm,75mm,100mm,150mm,200mm |
| Lapad ng EPS Roof Panel | 950mm |
| Kapal ng EPS Roof Panel | 50mm,75mm,100mm,150mm,200mm |
| Density | 6-18kg/m ³ |
| Paglalarawan | magandang pagkakabukod epekto at maganda |
| Paggamit | bodega, malamig na silid, bahay, bahay, villa, workshop |

Rock wool wall sandwich panel



Rock wool roof sandwich panel




| | |
|----------------------------|-----------------------------|
| Uri | Rock Wool Sandwich Panel |
| Epektibong lapad ng saklaw | 950mm/1150mm |
| Kapal ng sandwich | 50mm/75mm/100mm/150mm/200mm |
| Kapal ng metal sheet | 0.25~0.8mm |
| Ibabaw | Prepainted |
| Kulay ng sheet | Customized |
| Serbisyo | 25 taon |

Data ng Sandwich Panel:

EPS Roof sandwich panel


聚苯乙烯泡沫顶板



| | |
|-----------------------------------|-------------------------------------------------------------|
| Effective coverage width 有效宽度 | 950mm |
| Panel effect 面板效果 | Upper plate high wave crest 上波峰 Under the flat plate 下平板 |
| Sheet / EPS thickness 钢板/EPS厚度 | Sheet : 0.2mm To 0.8mm 50mm/75mm/100mm/150mm |
| Sheet color 彩钢板颜色 | Customer customize 客户自定义 |
| Service life 使用寿命 | 25 years 25年 |

EPS Wall sandwich panel



聚苯乙烯泡沫墙板



| | |
|-----------------------------------|-------------------------------------------------------------|
| Effective coverage width 有效宽度 | 950mm/1150mm |
| Panel effect 面板效果 | Upper plate high wave crest 上波峰 Under the flat plate 下平板 |
| Sheet / EPS thickness 钢板/EPS厚度 | Sheet : 0.2mm To 0.8mm 50mm/75mm/100mm/150mm |
| Sheet color 彩钢板颜色 | Customer customize 客户自定义 |
| Service life 使用寿命 | 25 years 25年 |

Rock wool wall sandwich panel

岩棉夹芯墙板



| | |
|-----------------------------------|-------------------------------------------------------------|
| Effective coverage width 有效宽度 | 950mm/1150mm |
| Panel effect 面板效果 | Upper plate high wave crest 上波峰 Under the flat plate 下平板 |
| Sheet / EPS thickness 钢板/EPS厚度 | Sheet : 0.2mm To 0.8mm 50mm/75mm/100mm/150mm |
| Sheet color 彩钢板颜色 | Customer customize 客户自定义 |
| Service life 使用寿命 | 25 years 25年 |

Rock wool roof sandwich panel

岩棉夹芯顶板



| | |
|-----------------------------------|-------------------------------------------------------------|
| Effective coverage width 有效宽度 | 950mm |
| Panel effect 面板效果 | Upper plate high wave crest 上波峰 Under the flat plate 下平板 |
| Sheet / EPS thickness 钢板/EPS厚度 | Sheet : 0.2mm To 0.8mm 50mm/75mm/100mm/150mm |
| Sheet color 彩钢板颜色 | Customer customize 客户自定义 |
| Service life 使用寿命 | 25 years 25年 |