


Prezzi di fabbrica economici Casa Materiali da costruzione Prefabbricati pannelli di parete per esterni di raffreddamento [Pannello sandwich](#)


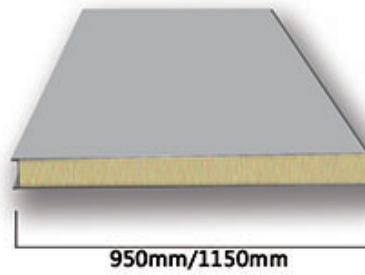

## Descrizione dei prodotti

Il pannello sandwich è qualsiasi struttura composta da tre strati: un'anima a bassa densità (EPS, lana minerale, PU) e un sottile strato di pelle incollato su ciascun lato. I pannelli sandwich sono utilizzati in applicazioni in cui è richiesta una combinazione di elevata rigidità strutturale e peso ridotto.

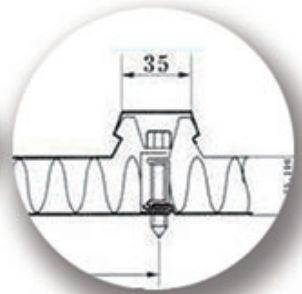
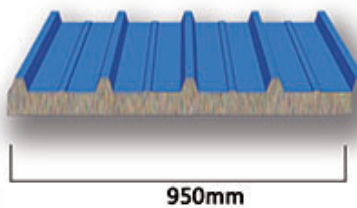



Larghezza del pannello a parete in EPS	950 mm/1150 mm
Spessore del pannello a parete in EPS	50 mm, 75 mm, 100 mm, 150 mm, 200 mm
Larghezza del pannello del tetto in EPS	950 mm
Spessore del pannello del tetto in EPS	50 mm, 75 mm, 100 mm, 150 mm, 200 mm
Densità	6-18 kg/m <sup>3</sup>
Descrizione	buon effetto isolante e bello
Utilizzo	magazzino, cella frigorifera, casa, casa, villa, officina

## Rock wool wall sandwich panel




## Rock wool roof sandwich panel



Tipo	Pannello sandwich in lana di roccia
Larghezza di copertura efficace	950 mm/1150 mm
Spessore del panino	50mm/75mm/100mm/150mm/200mm
Spessore lamiera	0,25~0,8 mm
Superficie	Preverniciato
Colore foglio	Personalizzato
Servizio	25 anni

## EPS Roof sandwich panel

聚苯乙烯泡沫顶板



Effective coverage width 有效宽度	950mm
Panel effect 面板效果	Upper plate high wave crest 上波峰 Under the flat plate 下平板
Sheet / EPS thickness 钢板/EPS厚度	Sheet : 0.2mm To 0.8mm 50mm/75mm/100mm/150mm
Sheet color 彩钢板颜色	Customer customize 客户自定义
Service life 使用寿命	25 years 25年

## EPS Wall sandwich panel



聚苯乙烯泡沫墙板



Effective coverage width 有效宽度	950mm/1150mm
Panel effect 面板效果	Upper plate high wave crest 上波峰 Under the flat plate 下平板
Sheet / EPS thickness 钢板/EPS厚度	Sheet : 0.2mm To 0.8mm 50mm/75mm/100mm/150mm
Sheet color 彩钢板颜色	Customer customize 客户自定义
Service life 使用寿命	25 years 25年

## Rock wool wall sandwich panel

岩棉夹芯墙板



Effective coverage width 有效宽度	950mm/1150mm
Panel effect 面板效果	Upper plate high wave crest 上波峰 Under the flat plate 下平板
Sheet / EPS thickness 钢板/EPS厚度	Sheet : 0.2mm To 0.8mm 50mm/75mm/100mm/150mm
Sheet color 彩钢板颜色	Customer customize 客户自定义
Service life 使用寿命	25 years 25年

## Rock wool roof sandwich panel

岩棉夹芯顶板



Effective coverage width 有效宽度	950mm
Panel effect 面板效果	Upper plate high wave crest 上波峰 Under the flat plate 下平板
Sheet / EPS thickness 钢板/EPS厚度	Sheet : 0.2mm To 0.8mm 50mm/75mm/100mm/150mm
Sheet color 彩钢板颜色	Customer customize 客户自定义
Service life 使用寿命	25 years 25年