
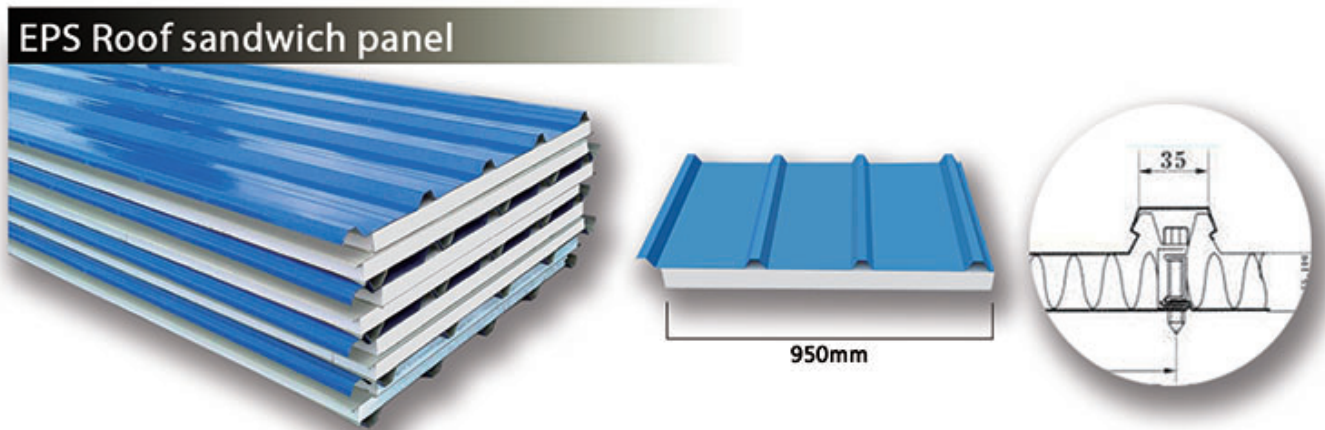



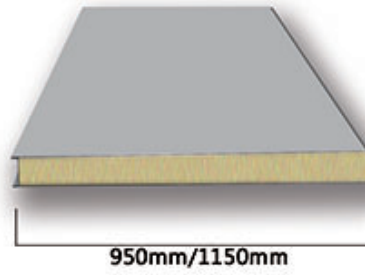

### Products Description

Sandwich panel is any structure made of three layers: a low-density core (EPS, mineral wool, PU), and a thin skin-layer bonded to each side. Sandwich panels are used in applications where a combination of high structural rigidity and low weight is required.

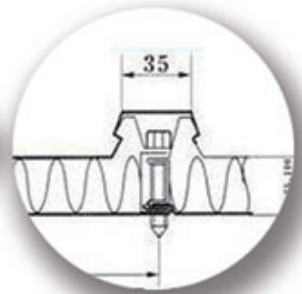
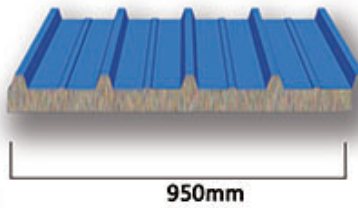



Type	EPS Sandwich Panel
Width of EPS Wall Panel	950mm/1150mm
Thicness of EPS Wall Panel	50mm,75mm,100mm,150mm,200mm
Width of EPS Roof Panel	950mm
Thicness of EPS Roof Panel	50mm,75mm,100mm,150mm,200mm
Density	6-18kg/m3
Description	good insulation effect and beautiful
Usage	warehouse,cold room,house,home,villa,workshop

### Rock wool wall sandwich panel



### Rock wool roof sandwich panel




Type	Rock Wool Sandwich Panel
Effective coverage width	950mm/1150mm
Sandwich thickness	50mm/75mm/100mm/150mm/200mm
Metal sheet thickness	0.25~0.8mm
Surface	Prepainted
Sheet color	Customized
Service	25 years

**Data of Sandwich Panel:**

## EPS Roof sandwich panel

聚苯乙烯泡沫顶板



Effective coverage width 有效宽度	950mm
Panel effect 面板效果	Upper plate high wave crest 上波峰 Under the flat plate 下平板
Sheet / EPS thickness 钢板/EPS厚度	Sheet : 0.2mm To 0.8mm 50mm/75mm/100mm/150mm
Sheet color 彩钢板颜色	Customer customize 客户自定义
Service life 使用寿命	25 years 25年

## EPS Wall sandwich panel



聚苯乙烯泡沫墙板



Effective coverage width 有效宽度	950mm/1150mm
Panel effect 面板效果	Upper plate high wave crest 上波峰 Under the flat plate 下平板
Sheet / EPS thickness 钢板/EPS厚度	Sheet : 0.2mm To 0.8mm 50mm/75mm/100mm/150mm
Sheet color 彩钢板颜色	Customer customize 客户自定义
Service life 使用寿命	25 years 25年

## Rock wool wall sandwich panel

岩棉夹芯墙板



Effective coverage width 有效宽度	950mm/1150mm
Panel effect 面板效果	Upper plate high wave crest 上波峰 Under the flat plate 下平板
Sheet / EPS thickness 钢板/EPS厚度	Sheet : 0.2mm To 0.8mm 50mm/75mm/100mm/150mm
Sheet color 彩钢板颜色	Customer customize 客户自定义
Service life 使用寿命	25 years 25年

## Rock wool roof sandwich panel

岩棉夹芯顶板



Effective coverage width 有效宽度	950mm
Panel effect 面板效果	Upper plate high wave crest 上波峰 Under the flat plate 下平板
Sheet / EPS thickness 钢板/EPS厚度	Sheet : 0.2mm To 0.8mm 50mm/75mm/100mm/150mm
Sheet color 彩钢板颜色	Customer customize 客户自定义
Service life 使用寿命	25 years 25年