


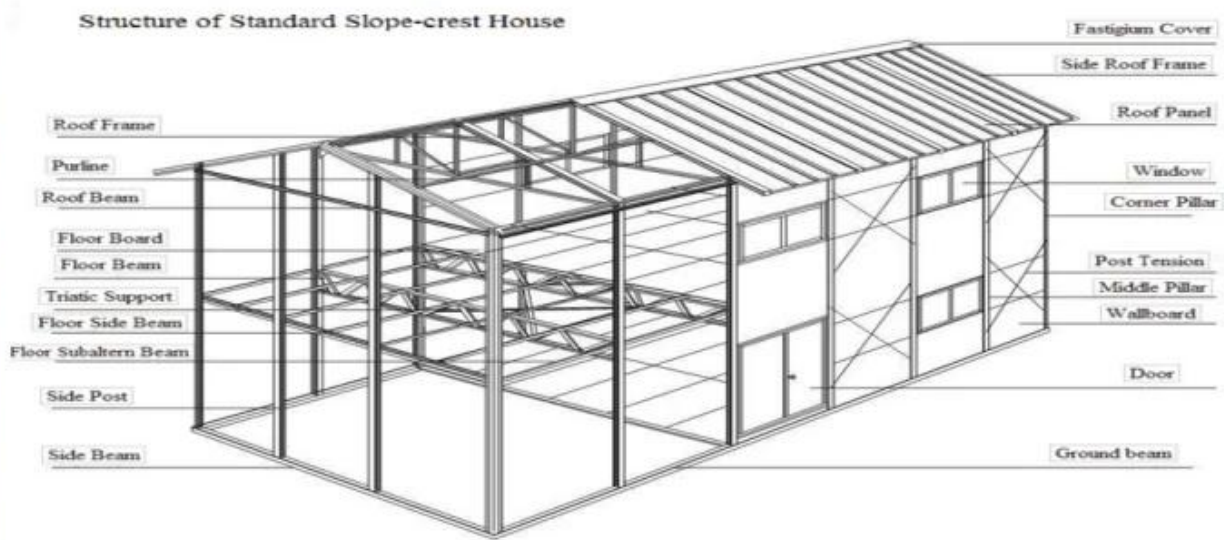


□□□□□□ □□□□□□ □□□□□□ □□□□□□ □□□□□□ □□□□□□ □□□□□□






Structure Image of China prefab house :



- 0000 000 .1
- 000000 000000 0000 00000000 00000000 000000 0000 .2
- 00000000 00000000 00000000 00000000 00000000 00000000 .3
- 00000000 00000000 00000000 0000 00 000000 .4
- 0000 000000 .5
- 00000000 0000000 0 00000000000 00000000000 00000000000 .6
- 000 000 000 .7
- 00000000 0000000 0000000 0 000000 0000000 .8
- 0000000000 00 0000000000 .9
- 0000000 0000000 .10

□□□□□□ □□ □□□□ □□□□ □□□□ .11

□□□□□□ □□□□□□ .12






ISO



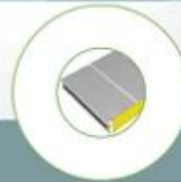
SABS



SGS



HEYA PERFORMANCE COMPARISON BETWEEN WALL PANELS



Item	EPS Sandwich Panel	PU Sandwich Panel	Rockwool Sandwich Panel	Glasswool Sandwich Panel	EPS Cement Sandwich Panel
Water Proof	★★★★★	★★★★★	★★★	★★★★	★★★★★
Fire Proof	★★ inflaming retarding	★★★★★	★★★★★	★★★★★	★★★★★
Heat Insulation	★★★★	★★★★★	★★★★★	★★★★★	★★★★★
Sound Insulation	★★★★	★★★★★	★★★★★	★★★★★	★★★★★
Price Comparison	★★	★★★★★	★★★★★	★★★★★	★★★★★
Density Range	10-14kg/m3	35-40kg/m3	60-80kg/m3	30-50kg/m3	35-40kg/m3

Our Services



In order to long-term friendly cooperation with you,we are focusing on product quality.So you can trust us completely.

We offer prefab house,container home,modular house,prefab camp house,labor house. and so on.From design,to product,to sale,to install,offer complete train services.

a.Your inquiry of our prefab houses will be replied in 24 hours.

b.Good quality product,quick delivery time,competitive price, strong packing.

c.Product can be customized according to your inquiry.

d.We have enthusiastic and energetic sales force who can speak English fluently.

□□□□□□□□ □□□□□□□□ □□□□

Packaging &Shipping

Packaging	Mixed packaging: roof frame and bottom frame will be packed together with bolts;all the wall panels packed together with wooden pallet in the bottom, corrugated board on the surface,and XPS board in the inter-space. And it will be shipped in 40' container.
Unloading	40 feet ocean freight container:
	A: Take out the small packages.
	B: Use folk lift to take out the wall panel packages.
	C: Grapple the corner on bottom side of the container house and drag the package out,remain about 50cm in the shipping container.
	D: Use folk lift to lift the container package in the middle and move it out of the shipping container.
	E: Put the package on ground side-wise, use wooden pad if it's flat-wise.

Delivery by 40'HQ shipping container by bulk packing in general .

:□□□□□□□□

□□□ □□□□□ □□□□□ □□□□□ □□ □□ □ 1

□□□□ □□ □50 □□□□□ TT □ □□□□□□ □□□□□□ □□□□□ □□□ □50 □□□□ TT 100 □□ LC □□□□ □□□□□□ □□□ □□□□□ □□ □ (□□□□□□ □□□□□ 100000 □□)

□□□□□□ □□ □□□□ □ 2

40 □□□□□ □□□□□HQ 40 □□□□□□□ □□□□ □□□□ □ □□□□□□ □□□□HQ □□ □□□□ □□□ 180-160 □□□□□ □□□□□ □□□□□□

