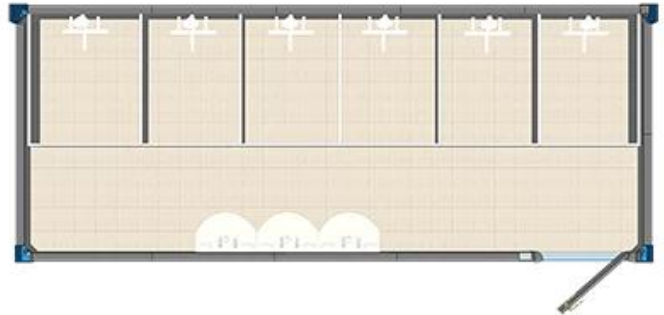

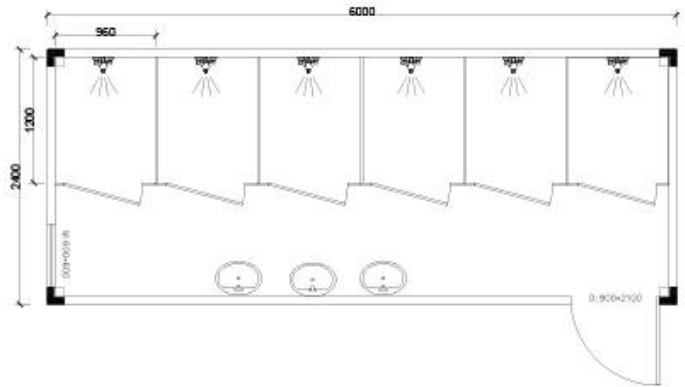


# Product Photo



## Product Detail

Item	Detail
<b>Main material</b>	a.light steel as steel frame, including C section steel, V section steel, square steel tube. b.Various sandwich panels for wall and roof, the insulation can be EPS, rock wool, fiber glass wool.
<b>Window</b>	Aluminum alloy shutter window, plastic-steel window.
<b>Door</b>	EPS/rock wool/fiber glass wool sandwich panel door, steel/palstic-steel/aluminum alloy door.
<b>Optional items</b>	We can supply you bathroom, kitchen, electricity system, home appliance, furniture and other coponents as per your request. a.Flexible design, doors, windows and interior patitions can be fixed at any position. b.Easy to assemble and disassemble, saving more time and cost.
<b>Characteristics</b>	c.Long service life, repetitive to use, normally more than 15 years using life. d.Quick fabrication, fast installation. e.Safe and reliable. f.Different colors for your choice.
<b>Applications</b>	Construction site, temporary office, home, dormitory, labor, camp, canteen, workshop, warehouse, etc.
<b>Fabrication</b>	Strictly fabricate, every member based on drawings confirmed.
<b>Installation</b>	Complete instructions for installation or technical support by assigning our engineer on site.
<b>Packing</b>	Reasonable packing ensures the quality and convenience to transport and install.